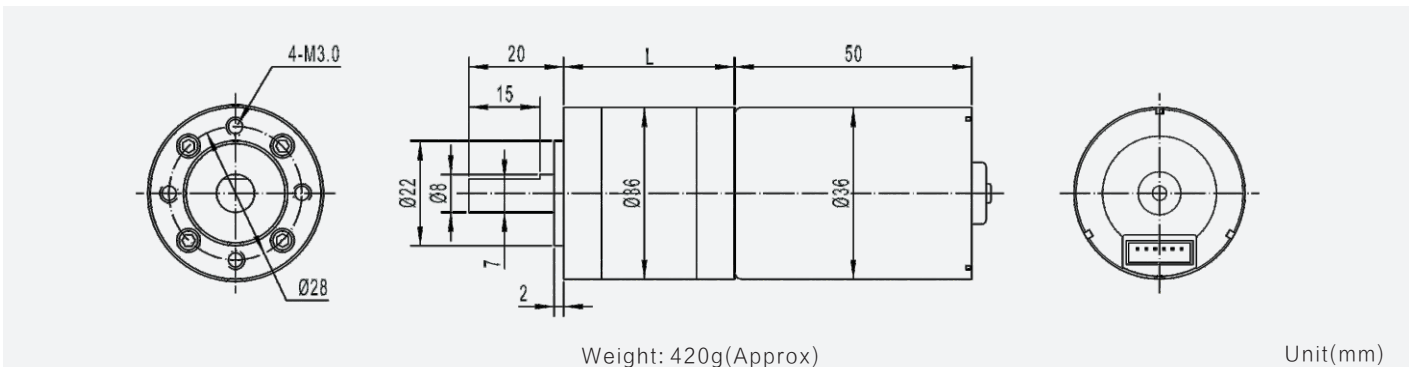


GMP36-TEC3650

36mm planetary gearbox plus 36mm brushless motor



Module	0.5			
Rated torque (kg.cm)	30.0 kg.cm max			
Max momentary tolerance torque (kg.cm)	60.0 kg.cm max			
Reduction ratio	1/4	1/14 1/19 1/27	1/51, 1/71 1/100, 1/139	1/189, 1/264 1/369, 1/516 1/720
Number of gear stages	1	2	3	4
L (mm)	26	33.5	40.5	47.5

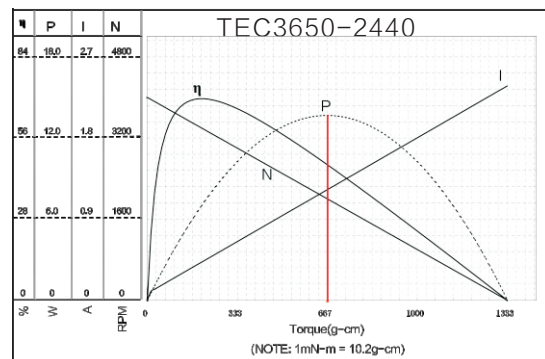
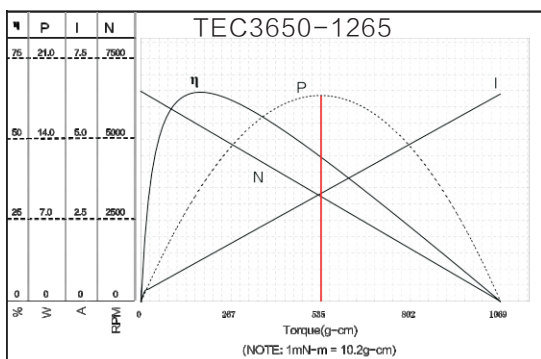


Gear Motor Technical Data

Reduction ratio		4	19	51	100	139	189	264	369	516	720
12.0V	No-load speed(rpm)	1600	340	125	63	45	34	25	18	12	9
	Rated speed(rpm)	1320	280	100	53	38	28	20	14	10	8
	Rated torque(kg.cm)	0.7	3.0	8	15	20	28	30	30	30	30
24.0V	No-load speed(rpm)	1000	200	78	40	28	20	15	11	8	5
	Rated speed(rpm)	850	180	65	34	24	18	13	9	7	4
	Rated torque(kg.cm)	0.7	3.0	8	15	20	28	30	30	30	30

Motor Technical Data

Motor model	Rated voltage	No-load		Rated			Stall		
		Speed	Current	Speed	Torque	Current	Power	Torque	Current
	VDC	r/min	mA	r/min	g.cm	mA	W	g.cm	A
TEC3650-1265	12.0	6500	250	5300	200	1400	11	1050	4.0
TEC3650-2440	24.0	4000	80	3400	200	420	7	1300	2.4



NOTE: the left side of red line area can continuous work