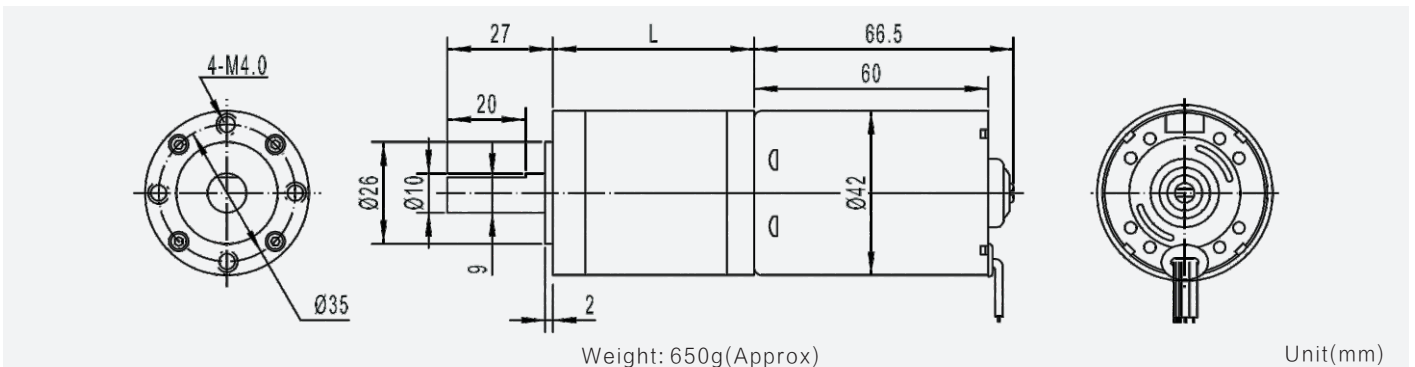


GMP42-TEC4260 42mm planetary gearbox plus 42mm brushless motor



Module	0.6			
Rated torque (kg.cm)	60.0 kg.cm max			
Max momentary tolerance torque (kg.cm)	120.0 kg.cm max			
Reduction ratio	1/4	1/14 1/19 1/27	1/51, 1/71 1/100, 1/139	1/189, 1/264 1/369, 1/516 1/720
Number of gear stages	1	2	3	4
L (mm)	31.5	42	52	62

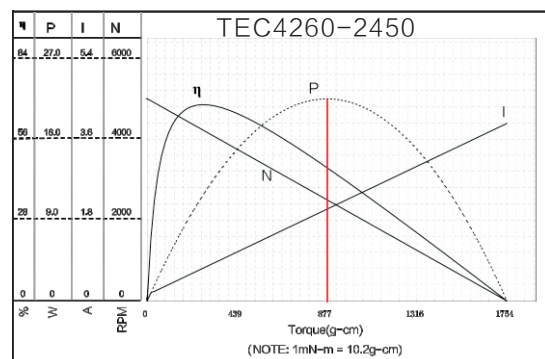
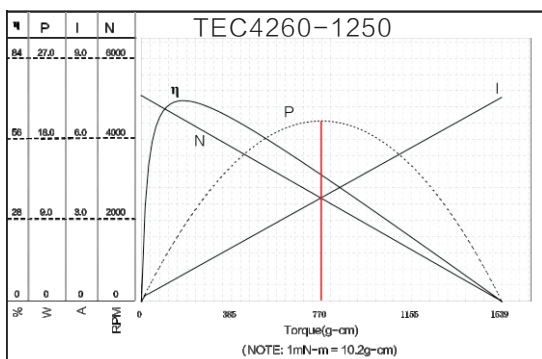


Gear Motor Technical Data

Reduction ratio		4	19	51	100	139	189	264	369	516	720
12.0V	No-load speed(rpm)	1200	250	96	50	35	25	19	13	10	7
	Rated speed(rpm)	850	180	65	34	24	18	13	9	9	6
	Rated torque(kg.cm)	1.8	8	18	35	50	56	60	60	60	60
24.0V	No-load speed(rpm)	1200	250	96	50	35	25	19	13	10	7
	Rated speed(rpm)	890	190	68	35	24	18	14	10	9	6
	Rated torque(kg.cm)	1.8	8	18	35	50	56	60	60	60	60

Motor Technical Data

Motor model	Rated voltage	No-load		Rated			Stall		
		Speed	Current	Speed	Torque	Current	Power	Torque	Current
	VDC	r/min	mA	r/min	g.cm	mA	W	g.cm	A
TEC4260-1250	12.0	5000	300	3400	500	2.5	17	1500	4.0
TEC4260-2450	24.0	5000	140	3550	500	1.3	18	1700	4.0



NOTE: the left side of red line area can continuous work