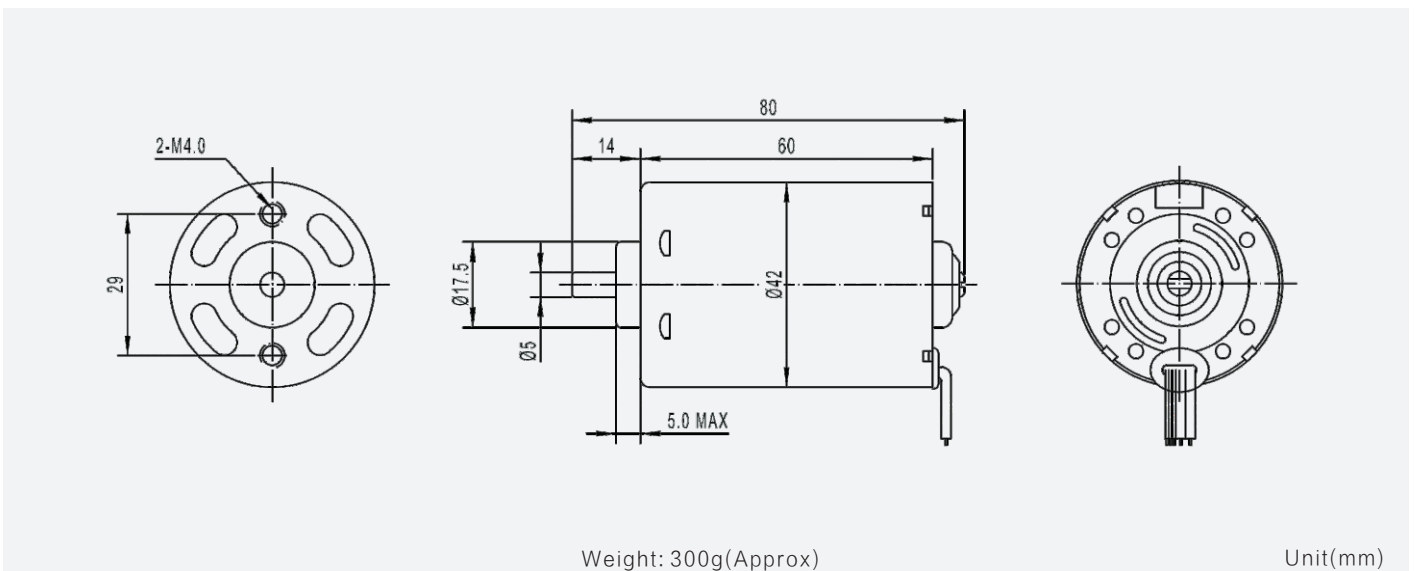


# TEC4260

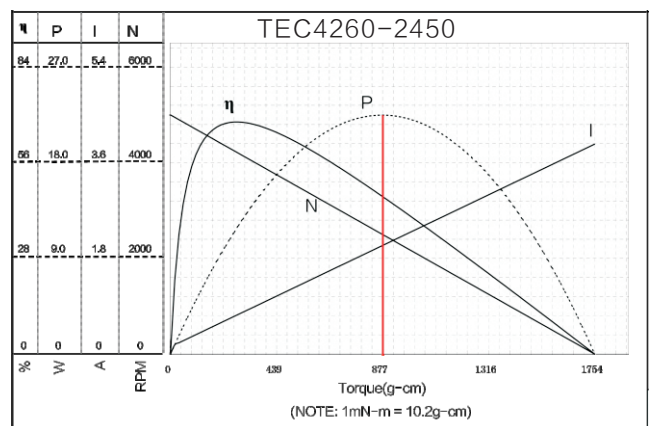
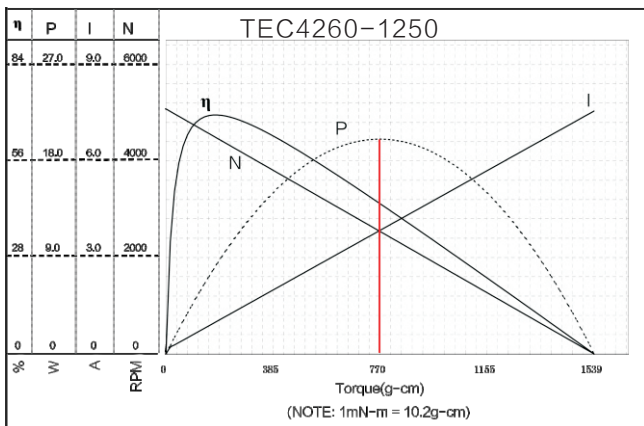
42mm brushless motor

|   |                      |
|---|----------------------|
| Connection Mode B & C                         |                      |
| Clockwise Rotation/Counter Clockwise Rotation |                      |
| FG Signal                                     |                      |
| PWM Control                                   |                      |
| Locked Rotor Protection                       |                      |
| Power   | 30W(Internal Drive)  |
|   | 50W(External Drive)  |
| Life Expectancy                               | ~3000H(Oil Bearing)  |
|   | ~5000H(Ball Bearing) |



## Motor Technical Data

| Motor model         | Rated voltage | No-load |         | Rated |        |         |       | Stall  |         |
|---------------------|---------------|---------|---------|-------|--------|---------|-------|--------|---------|
|                     |               | Speed   | Current | Speed | Torque | Current | Power | Torque | Current |
|                     | VDC           | r/min   | mA      | r/min | g.cm   | mA      | W     | g.cm   | A       |
| <b>TEC4260-1250</b> | 12.0          | 5000    | 300     | 3400  | 500    | 2500    | 17    | 1500   | 4.0     |
| <b>TEC4260-2450</b> | 24.0          | 5000    | 140     | 3550  | 500    | 1300    | 18    | 1700   | 4.0     |



NOTE: the left side of red line area can continuous work